

# TVA Obstruction, Approach and Boundary Luminaires

For use with Threaded Rigid Metal Conduit and IMC.

**CEC:**  
Listed for Ordinary (Unclassified) Locations

**CEC –Optional:**  
Class I, Division 2 versions are available

## Applications

- Transport Canada approved TVA490 series low intensity obstruction, approach or boundary light.
- TVA490 series obstruction lights are suitable for use on communication towers or other tall structures and buildings.

## Features

- TVA obstruction lights are available with one or two lamps.
- Models are equipped with rainports in the globe holder which keeps the wiring chamber dry.
- TVA obstruction lights are rugged cast aluminum construction.
- Two lamp fixtures are furnished with pre-wired sockets.
- Utilizes Type A-21, 116 W clear traffic signal lamp.
- A corrosion resistant finish protects TVA fixtures. TVA490 obstruction lights are approved for use by Transport Canada.
- Engineered for easy and safe maintenance, TVA490 fixtures are serviced without tools:
  - (1) The globe holder is secured with a captive thumb screw
  - (2) a one-eighth turn twist removes the globe and globe holder
  - (3) the assembly is hung from a safety chain freeing both hands
- Fresnel glass lenses and three lamp holder positions permit use of TVA490 fixtures on structures below 15.2 meters (50 feet), from 15.2 to 30.5 meters (50 to 100 feet), and over 100 feet/30.5 meters.
- A plugged 1" side hub and a 1-1/4" bottom hub provide conduit entry.
- Transfer and failure alarm relays for both one and two lamp fixtures.
- Pilot light assembly contains a red pilot light to indicate lamp failure.

## Standard Materials

- TVA bodies: copperfree (4/10 of 1% max.) aluminum
- Lamp holders: porcelain
- Transfer and failure alarm, pilot light assembly: ferrous alloy enclosure
- Supply wire requirement: +90 °C (+194 °F)

## Standard Finish

- TVA490: international orange epoxy clad finish
- Transfer failure alarm, pilot light assembly: triple coat – (1) zinc electroplate, (2) chromate and (3) aluminum polymer enamel

## Options


- Class I, Division 2 versions are available. Contact your local sales representative for details.

## CEC Certifications and Compliances

- CSA Standard: C22.2 No. 250
- CSA Certified: 009349



TVA 1490



TVA 2490

# TVA Obstruction, Approach and Boundary Luminaires









For use with Threaded Rigid Metal Conduit and IMC.

**CEC:**  
Listed for Ordinary (Unclassified) Locations

**CEC –Optional:**  
Class I, Division 2 versions are available

APPLETON™

VISUAL SIGNAL: NEC/CEC ENCLOSED AND GASKETED

Description	Hub Size (Inches)		Catalog Number	
	Side	Bottom		
TVA490 Obstruction, Approach and Boundary Lights				
	Type A-21 Clear Traffic Signal Light 116 W			
	One Lamp Fixtures			
	Obstruction with Red Globe	—	1	TVA1490
	Approach with Yellow Globe	—	1	TVA1490Y
	Boundary with Clear Globe	—	1	TVA1490C
	One Lamp Haz. Loc. Fixtures			
	Obstruction with Red Globe	—	1	TVA1490H
	Approach with Yellow Globe	—	1	TVA1490YH
	Boundary with Clear Globe	—	1	TVA1490CH
	Two Lamp Fixtures			
	Obstruction with Red Globe	1	1-1/4 ①	TVA2490
	Approach with Yellow Globe	1	1-1/4 ①	TVA2490Y
	Boundary with Clear Globe	1	1-1/4 ①	TVA2490C
	Two Lamp Haz. Loc. Fixtures			
	Obstruction with Red Globe	1	1-1/4 ①	TVA2490H
	Approach with Yellow Globe	1	1-1/4 ①	TVA2490YH
	Boundary with Clear Globe	1	1-1/4 ①	TVA2490CH
	TVA490 Replacement Parts			
	Mounting Fittings			
	With Globe Holder and Lamp Socket			
	Single Lamp	—	1	TVA1400
	Two Lamp	1	1-1/4	TVA2400
	Globes			
	Fresnel			
	Red			V-990R
	Aviation yellow			V-990Y
	Clear			V-990C
	Lamp Socket			
	Porcelain — Medium Base			V-1025
	Globe Gasket			
	Neoprene			V-2055G
	Wiring Chamber Cover			
	Cover assembly for two lamp fixture wiring chamber. With gasket and screws			V-2010




① To order with 1/4" to 1" reducer in the bottom hub add suffix **-RB100**.

# TVA Obstruction, Approach and Boundary Luminaires

For use with Threaded Rigid Metal Conduit and IMC.

**CEC:**  
Listed for Ordinary (Unclassified) Locations

**CEC –Optional:**  
Class I, Division 2 versions are available

Description		Hub Size (Inches)	Catalog Number
<b>Pilot Light Assembly</b>			
	Connected to failure alarm to indicate lamp failure. Red pilot light. 6S6 candelabra base lampholder. Dead end enclosure.	1	FD-3J1
<b>Photocell</b>			
	<b>(Non-Hazardous)</b> Comes installed in FDO type enclosure, ready for installation. 120 V Only.		FS601
	<b>(Class I, Division 2)</b> As above, c/w Encapsulated Photocell for Hazardous Area installation. 120 V Only.		FS601D2
<b>Flasher Assembly</b>			
	Comes installed in FDO type enclosure, ready for installation. 2500 W Rated, 200 A Max. In-Rush FAA approved 30 FPM Flash Rate.		TVA-FL

APPLETON

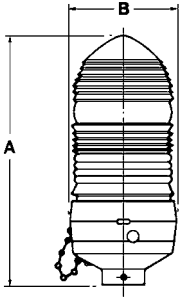
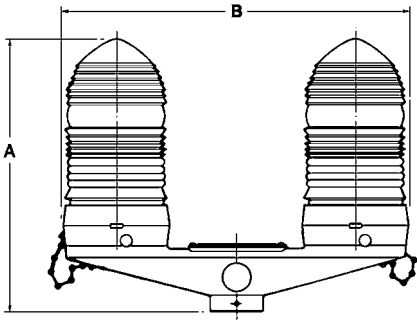
VISUAL SIGNAL: NEC/CEC ENCLOSED AND GASKETED

# TVA Obstruction, Approach and Boundary Luminaires

For use with Threaded Rigid Metal Conduit and IMC.

CEC:  
Listed for Ordinary (Unclassified) Locations

CEC –Optional:  
Class I, Division 2 versions are available

	Description	Dimensions in Millimeters (Inches)		Catalog Number
		A	B	
One Lamp				
	Single	254.0 (10.00)	107.95 (4.25)	TVA1490
Two Lamp				
	Twin	273.05 (10.75)	349.25 (13.75)	TVA2490